



Location: ACL1 - City Hall

Report on 24-hour TSP monitoring
Action Level ($\mu\text{g}/\text{m}^3$) - 163
Limit Level ($\mu\text{g}/\text{m}^3$) - 260

Date	Sampling Time	Weather Condition	Filter paper no.	Filter Weight, g		Elapse Time, hr		Sampling Time, hr	Flow Rate, m^3/min			Total Volume, m^3	TSP Level, $\mu\text{g}/\text{m}^3$
				Initial	Final	Initial	Final		Initial, Q_{si}	Final, Q_{sf}	Average		
1-Aug-13	8:00	Rainy	007388	2.6553	2.7232	1168.51	1192.51	24.00	1.01	1.02	1.01	1459	47
7-Aug-13	8:00	Fine	007398	2.6409	2.6828	1195.51	1219.50	23.99	1.01	1.01	1.01	1459	29
13-Aug-13	8:00	Rainy	007187	2.6367	2.6949	1222.50	1246.50	24.00	1.01	1.01	1.01	1455	40
21-Aug-13	8:00	Cloudy	007188	2.6225	2.7036	1267.12	1291.12	24.00	1.01	1.01	1.01	1449	56
24-Aug-13	8:00	Rainy	007043	2.6221	2.6812	1291.12	1315.12	24.00	1.07	1.01	1.04	1499	39
30-Aug-13	8:00	Rainy	007410	2.6146	2.7461	1318.12	1342.12	24.00	1.25	1.21	1.23	1767	74

Due to interruption of electricity supply, the 24-hr TSP monitoring on 19 August 2013 was rescheduled to 21 August 2013.

Report on 1-hour TSP monitoring
Action Level ($\mu\text{g}/\text{m}^3$) - 460
Limit Level ($\mu\text{g}/\text{m}^3$) - 500

Date	Sampling Time	Weather Condition	Filter paper no.	Filter Weight, g		Elapse Time, hr		Sampling Time, hr	Flow Rate, m^3/min			Total Volume, m^3	TSP Level, $\mu\text{g}/\text{m}^3$
				Initial	Final	Initial	Final		Initial, Q_{si}	Final, Q_{sf}	Average		
2-Aug-13	8:06	Rainy	007390	2.6779	2.6817	1192.51	1193.51	1.00	1.02	1.02	1.02	61	62
2-Aug-13	9:10	Rainy	007394	2.6632	2.6662	1193.51	1194.51	1.00	1.02	1.02	1.02	61	49
2-Aug-13	10:14	Rainy	007396	2.6347	2.6380	1194.51	1195.51	1.00	1.02	1.02	1.02	61	54
8-Aug-13	8:11	Fine	007406	2.6748	2.6775	1219.50	1220.50	1.00	1.01	1.01	1.01	61	44
8-Aug-13	9:20	Fine	007408	2.6323	2.6352	1220.50	1221.50	1.00	1.01	1.01	1.01	61	48
8-Aug-13	10:26	Fine	007032	2.6645	2.6669	1221.50	1222.50	1.00	1.01	1.01	1.01	61	39
15-Aug-13	8:06	Cloudy	007059	2.6660	2.6698	1246.50	1247.50	1.00	0.95	0.95	0.95	57	66
15-Aug-13	9:13	Cloudy	007061	2.6303	2.6349	1247.50	1248.50	1.00	1.13	1.01	1.07	64	72
15-Aug-13	10:23	Cloudy	007117	2.6378	2.6434	1248.50	1249.50	1.00	1.10	1.10	1.10	66	85
20-Aug-13	13:03	Fine	007065	2.6439	2.6501	1264.12	1265.12	1.00	0.98	0.98	0.98	59	105
20-Aug-13	14:08	Fine	007068	2.6466	2.6557	1265.12	1266.12	1.00	1.07	1.07	1.07	64	142
20-Aug-13	15:12	Fine	007071	2.6462	2.6558	1266.12	1267.12	1.00	0.95	0.95	0.95	57	168
26-Aug-13	8:00	Fine	007044	2.6293	2.6307	1315.12	1316.12	1.00	0.93	0.98	0.95	57	24
26-Aug-13	9:04	Fine	007046	2.6419	2.6445	1316.12	1317.12	1.00	0.90	0.90	0.90	54	48
26-Aug-13	10:12	Fine	007015	2.6492	2.6507	1317.12	1318.12	1.00	1.01	1.04	1.03	62	24
31-Aug-13	8:11	Rainy	007319	2.6863	2.6910	1342.12	1343.12	1.00	1.18	1.25	1.22	73	64
31-Aug-13	9:15	Rainy	007317	2.6846	2.6886	1343.12	1344.12	1.00	1.18	1.21	1.20	72	56
31-Aug-13	10:29	Rainy	007283	2.6559	2.6602	1344.12	1345.12	1.00	1.23	1.25	1.24	74	58

Due to the enforcement of Gale Signal No. 8, the 1-hr TSP monitoring on 14 August 2013 were rescheduled to 15 August 2013.



Location: ACL2 - People's Liberation Army Hong Kong Building

Report on 24-hour TSP monitoring
Action Level ($\mu\text{g}/\text{m}^3$) - 154
Limit Level ($\mu\text{g}/\text{m}^3$) - 260

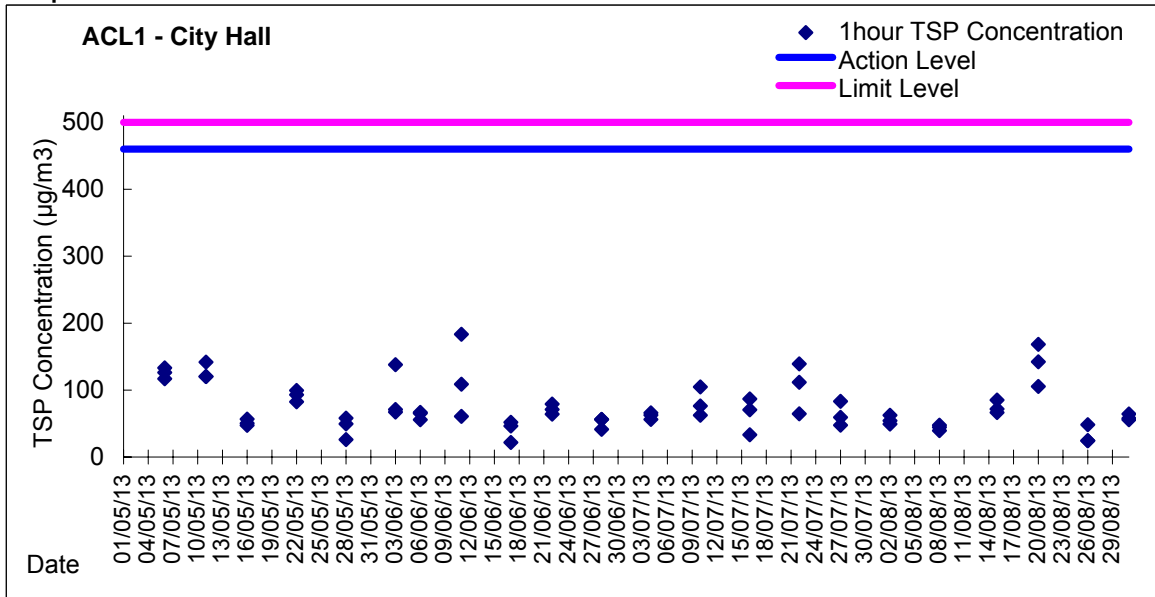
Date	Sampling Time	Weather Condition	Filter paper no.	Filter Weight, g		Elapse Time, hr		Sampling Time, hr	Flow Rate, m^3/min			Total Volume, m^3	TSP Level, $\mu\text{g}/\text{m}^3$
				Initial	Final	Initial	Final		Initial, Q_{si}	Final, Q_{sf}	Average		
1-Aug-13	8:00	Rainy	007387	2.6801	2.7420	493.15	517.15	24.00	1.15	1.16	1.16	1663	37
7-Aug-13	8:00	Fine	007397	2.6385	2.6867	520.15	544.15	24.00	1.15	1.16	1.16	1664	29
13-Aug-13	8:00	Rainy	007033	2.6378	2.6980	547.15	571.15	24.00	1.15	1.15	1.15	1659	36
19-Aug-13	8:00	Rainy	007141	2.6462	2.7352	574.15	598.15	24.00	1.15	1.15	1.15	1657	54
24-Aug-13	8:00	Rainy	007072	2.6520	2.7283	601.15	625.15	24.00	1.13	1.07	1.10	1582	48
30-Aug-13	8:00	Rainy	006526	2.6594	2.7809	628.16	652.16	24.00	1.25	1.25	1.25	1798	68

Report on 1-hour TSP monitoring
Action Level ($\mu\text{g}/\text{m}^3$) - 432
Limit Level ($\mu\text{g}/\text{m}^3$) - 500

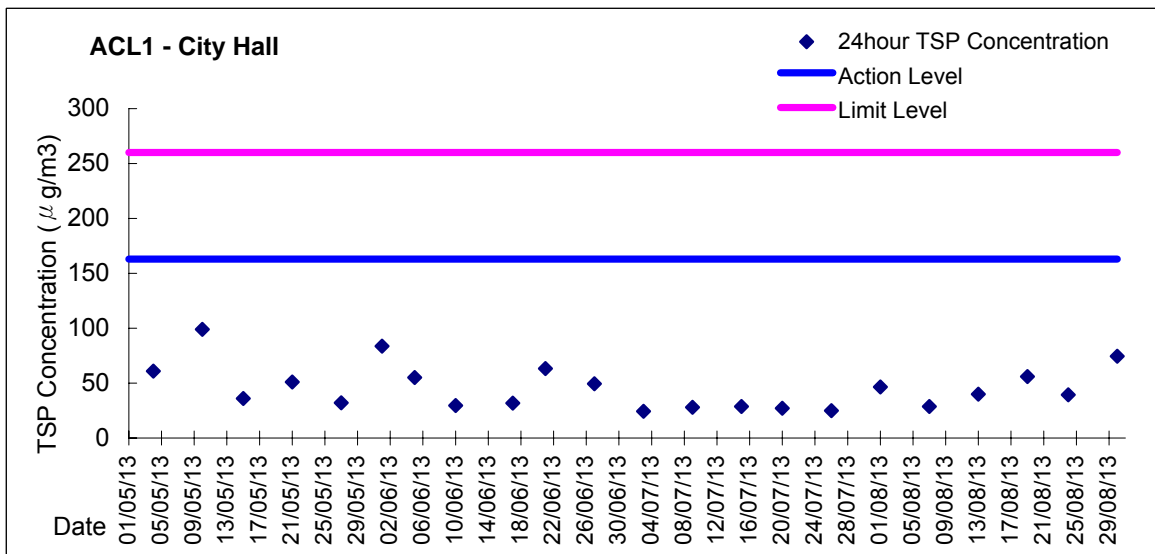
Date	Sampling Time	Weather Condition	Filter paper no.	Filter Weight, g		Elapse Time, hr		Sampling Time, hr	Flow Rate, m^3/min			Total Volume, m^3	TSP Level, $\mu\text{g}/\text{m}^3$
				Initial	Final	Initial	Final		Initial, Q_{si}	Final, Q_{sf}	Average		
2-Aug-13	8:09	Rainy	007389	2.6594	2.6611	517.15	518.15	1.00	1.13	1.13	1.13	68	25
2-Aug-13	9:17	Rainy	007393	2.6370	2.6397	518.15	519.15	1.00	1.13	1.13	1.13	68	40
2-Aug-13	10:23	Rainy	007395	2.6411	2.6431	519.15	520.15	1.00	1.13	1.13	1.13	68	30
8-Aug-13	8:09	Fine	007407	2.6433	2.6471	544.15	545.15	1.00	1.13	1.13	1.13	68	56
8-Aug-13	9:17	Fine	007409	2.6427	2.6472	545.15	546.15	1.00	1.13	1.13	1.13	68	67
8-Aug-13	10:23	Fine	007403	2.6564	2.6595	546.15	547.15	1.00	1.13	1.13	1.13	68	46
15-Aug-13	8:02	Cloudy	007060	2.6490	2.6540	571.15	572.15	1.00	1.12	1.12	1.12	67	74
15-Aug-13	9:08	Cloudy	007116	2.6238	2.6288	572.15	573.15	1.00	1.12	1.12	1.12	67	74
15-Aug-13	10:16	Cloudy	007139	2.6185	2.6223	573.15	574.15	1.00	1.12	1.12	1.12	67	56
20-Aug-13	13:15	Fine	007066	2.6724	2.6799	598.15	599.15	1.00	1.18	1.18	1.18	71	106
20-Aug-13	14:20	Fine	007067	2.6673	2.6726	599.15	600.15	1.00	1.18	1.12	1.15	69	77
20-Aug-13	15:27	Fine	007070	2.6638	2.6744	600.15	601.15	1.00	1.23	1.15	1.19	71	148
26-Aug-13	8:04	Fine	007045	2.6289	2.6321	625.15	626.15	1.00	1.18	1.15	1.17	70	46
26-Aug-13	9:08	Fine	007047	2.6625	2.6660	626.15	627.15	1.00	1.18	1.15	1.17	70	50
26-Aug-13	10:20	Fine	007048	2.6550	2.6585	627.15	628.15	1.00	1.18	1.15	1.17	70	50
31-Aug-13	8:20	Rainy	007318	2.6880	2.6950	652.16	653.16	1.00	1.25	1.25	1.25	75	93
31-Aug-13	9:24	Rainy	007077	2.6143	2.6203	653.16	654.16	1.00	1.25	1.25	1.25	75	80
31-Aug-13	10:34	Rainy	007284	2.6731	2.6775	654.16	655.16	1.00	1.25	1.25	1.25	75	59

Due to the enforcement of Gale Signal No. 8, the 1-hr TSP monitoring on 14 August 2013 were rescheduled to 15 August 2013.

Graphic Presentation of 1 hour TSP Result

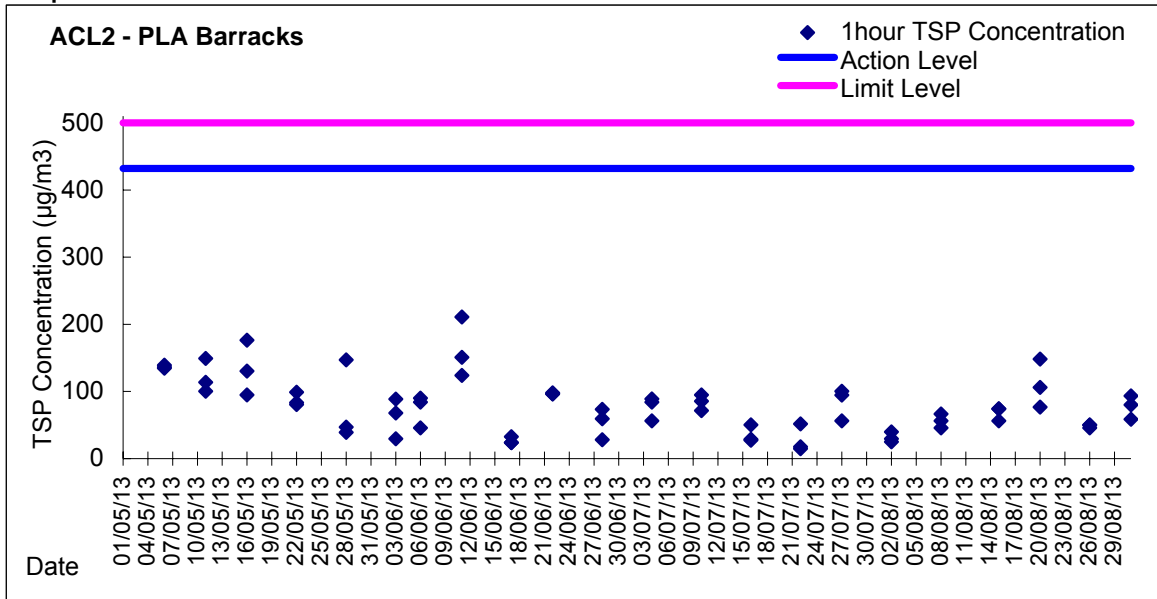


Graphic Presentation of 24 hour TSP Result





Graphic Presentation of 1 hour TSP Result



Graphic Presentation of 24 hour TSP Result

